



PROVOST'S OFFICE

ACADEMIC AFFAIRS

10




Figure 10: Aerial view of the University of Arkansas campus, showing various academic buildings and green spaces.

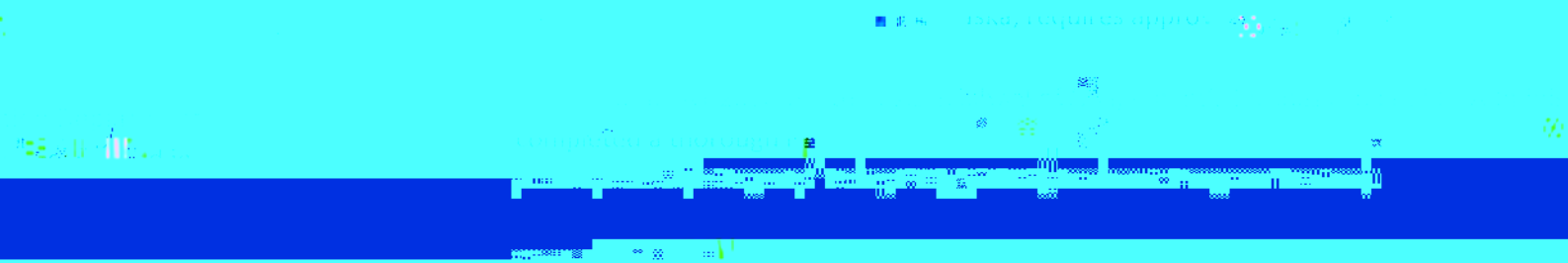


Figure 10: Line graph showing data trends over time, likely related to academic performance or enrollment.




Figure 10: Bar chart showing data points across various categories, possibly representing different departments or programs.

ancellor Pugh's approval to... so. His approval led to... developed individual advising plans for the ten students remaining in... complete the AAS or transfer to within the next two years. As the teach-out...

...member... and requested... and requested... and requested...

...and requested... and requested... and requested...

...and requested... and requested... and requested...

...and requested... and requested... and requested...